



## TECHNICAL DATA / FEATURES

- dimensions: 100x100x76
- luminous flux of the LED module: 3000 lm, 2500 lm
- luminous flux of the lamp: 2400 lm, 2000 lm
- maximum power: 30W, 29W
- nominal voltage: 12V-24V DC
- permissible power supply voltage: 10.5V-30V DC
- source of light: 6 x LED
- colour temperature: 5000-7000K
- light distribution angle: 66° x 20°
- IP rating: IP67, IP69K, IP66
- work temperature: -40°C - +80°C
- housing's material: aluminium/plastic
- lens' material: plastic
- built-in connectors: AMP Faston 250, Deutsch DT, AMP SuperSeal 1.5
- other: protection:
  - against overheating
  - against reverse polarisation



## ADDITIONAL INFORMATION

Work lamps are used to illuminate working space near vehicles, tractors, slow-moving machines and any other places where indicated voltage is available.

The lamps comply with EMC Directive 2004/108/EC. They do not emit electromagnetic interference as well as they are resistant to it's influence.

Correct polarity required.

Mounting: as a freestanding on body panels. They can be installed in any position (standing, hanging, on side).

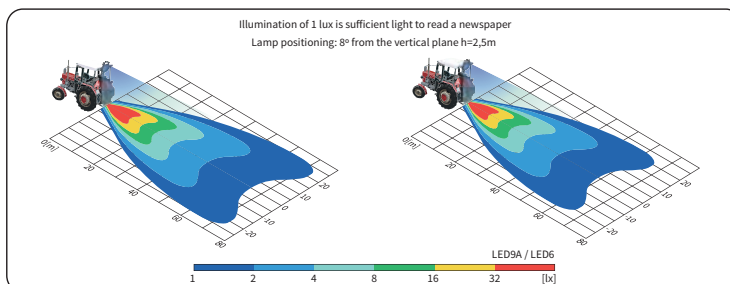
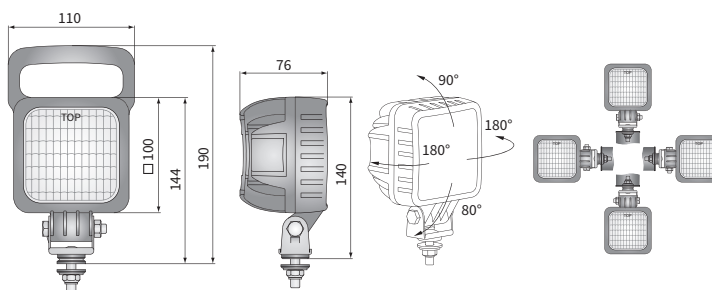
The bracket parts are made of Inox steel.

It is possible to install needed connectors for a version with cable (on request).

Useful parts while installing:

- deutsch plug DT06-2S 2-pin - cat. No. A.07135
- AMP SuperSeal 1,5 plug 2-pin - cat. No. A.07137
- AMP Faston 250 plug 2-pin - cat. No. A.07138

## DIMENSIONS



Cat. number	Luminous flux				IP rating	Certificates			Accessories	Connectors				
	3000 lm	2500 lm	2000 lm	1500 lm		IP66	IP67	IP69K		AMP Faston 250	Deutsch DT	AMP SuperSeal 1.5	Cap / Pin	
<b>LED9A.53700</b>	✓													
LED9A.53780	✓													
LED9A.53706	✓				✓					✓			2	
<b>LED9A.53707</b>	✓										✓		2	
<b>LED9A.53712</b>	✓											✓	2	
<b>LED9A.53710</b>	✓													
LED9A.53716	✓				✓					✓			2	
<b>LED9A.53717</b>	✓										✓		2	
<b>LED6.49800</b>		✓												
LED6.49802		✓						✓						
LED6.49880		✓												
LED6.49806		✓			✓									
<b>LED6.49807</b>		✓									✓		2	
<b>LED6.49812</b>		✓										✓	2	
<b>LED6.49810</b>		✓												
LED6.49816		✓			✓					✓			2	
<b>LED6.49817</b>		✓									✓		2	



**TECHNICAL DATA / FEATURES**

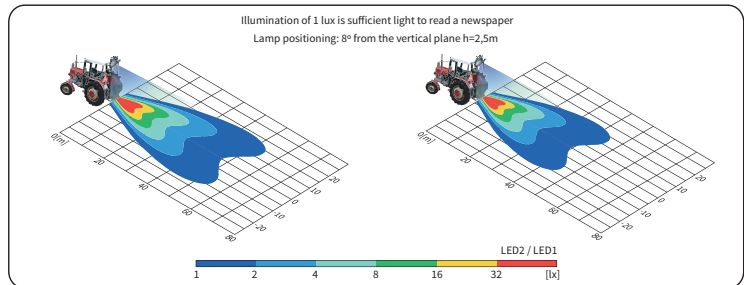
- dimensions: 100x100x76
- luminous flux of the LED module: 2000 lm, 1500 lm
- luminous flux of the lamp: 1600 lm, 1200 lm
- maximum power: 25W, 24W
- nominal voltage: 12V-24V DC, 12V-48V DC, 48V DC
- permissible power supply voltage: 10.5V-30V DC, 10.5V-60V DC, 40-60V DC
- source of light: 6 x LED
- colour temperature: 5000-7000K
- light distribution angle: 66° x 20°
- IP rating: IP67, IP69K, IP66
- work temperature: -40°C - +80°C
- housing's material: aluminium/plastic
- lens' material: plastic
- built-in connectors: AMP Faston 250, Deutsch DT, AMP SuperSeal 1.5
- other: protection:
  - against overheating
  - against reverse polarisation



**ADDITIONAL INFORMATION**

Equivalents for Hella:  
 LED2.47500 - 1GA 996 189-001  
 LED2.47507 - 1GA 996 189-011

**DIMENSIONS**



Cat. number	Luminous flux				IP rating	Certificates			Accessories	Connectors			
	3000 lm	2500 lm	2000 lm	1500 lm		ADR	AMP Faston 250	Deutsch DT		AMP SuperSeal 1.5	Cap / Pin		
<b>LED2.47500</b>			✓										
LED2.47503			✓										
LED2.47580			✓										
<b>LED2.47506</b>			✓		✓					✓			2
<b>LED2.47507</b>			✓								✓		2
<b>LED2.47508</b>			✓									✓	2
<b>LED2.47510</b>			✓										
LED2.47516			✓		✓					✓			2
LED2.47517			✓								✓		2
<b>LED2.47550</b>			✓										
LED2.47556			✓										
<b>LED2.47557</b>			✓							✓			2
<b>LED1.46800</b>				✓									
LED1.46813				✓			✓						
<b>LED1.46806</b>				✓	✓					✓			2
<b>LED1.46807</b>				✓							✓		2
<b>LED1.46819</b>				✓								✓	2
LED1.46803				✓								✓	2
<b>LED1.46810</b>				✓									
LED1.46816				✓	✓					✓			2
<b>LED1.46817</b>				✓							✓		2
<b>LED1.46840</b>				✓									
LED1.46884				✓									
LED1.46846				✓	✓					✓			2
<b>LED1.46847</b>				✓							✓		2
<b>LED1.46850</b>				✓									
LED1.46856				✓	✓					✓			2
<b>LED1.46857</b>				✓							✓		2